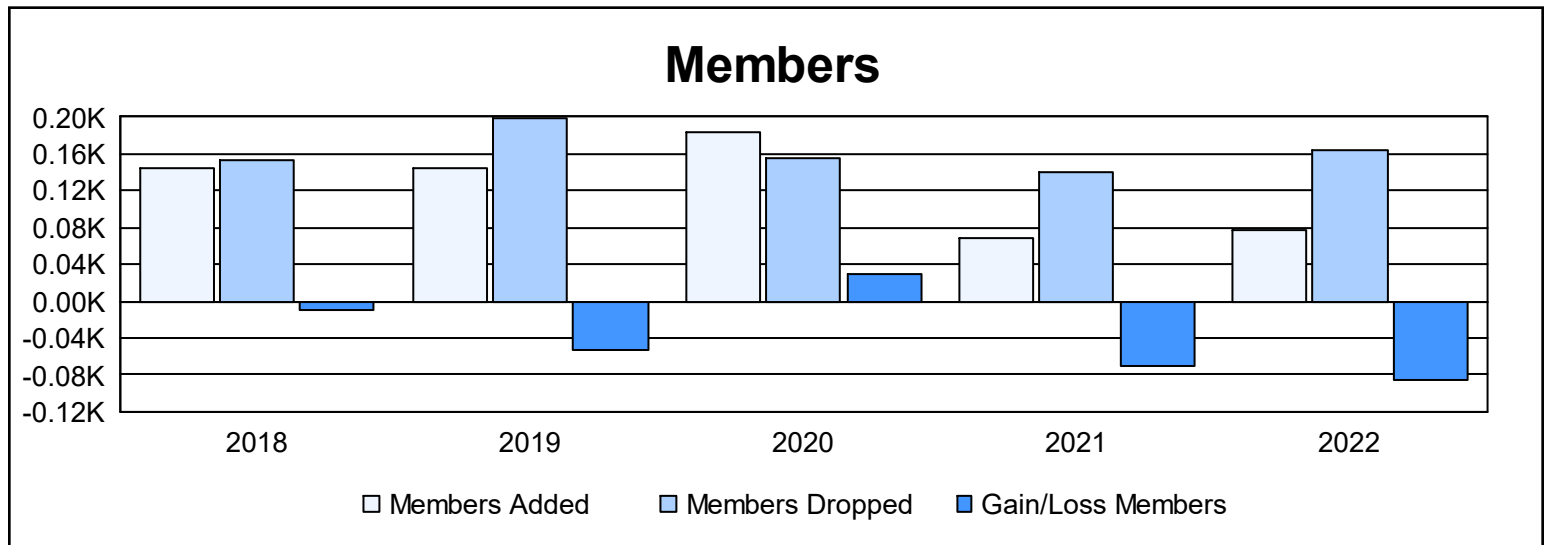
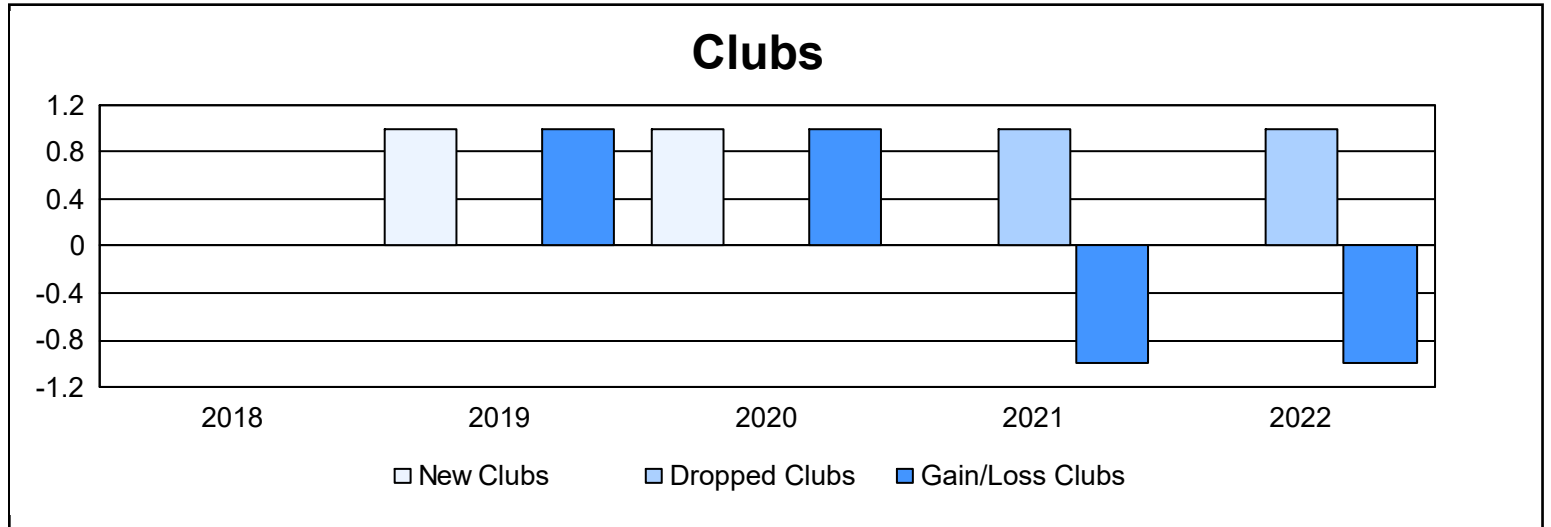
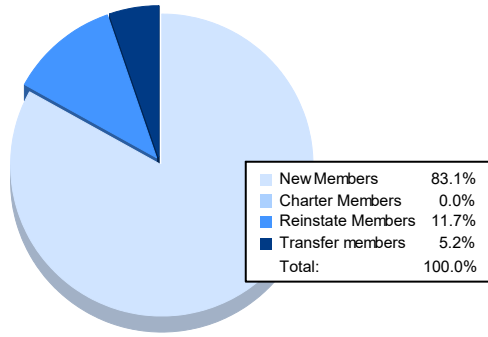


Year	New Clubs	Dropped Clubs	Gain/ Loss Clubs	New Members	Charter Members	Reinstate Members	Transfer Members	Total Member Added	Total Members Dropped	Gain/ Loss Members
2017-2018	0	0	0	110	0	22	12	144	153	-9
2018-2019	1	0	1	100	21	8	16	145	198	-53
2019-2020	1	0	1	138	23	10	13	184	155	29
2020-2021	0	1	-1	51	0	13	5	69	140	-71
2021-2022	0	1	-1	64	0	9	4	77	163	-86
<b>Average</b>	<b>0</b>	<b>0</b>	<b>0</b>	<b>93</b>	<b>9</b>	<b>12</b>	<b>10</b>	<b>124</b>	<b>162</b>	<b>-38</b>



### Membership Composition June 2022 Cumulative



### Gender Composition June 2022 Cumulative

